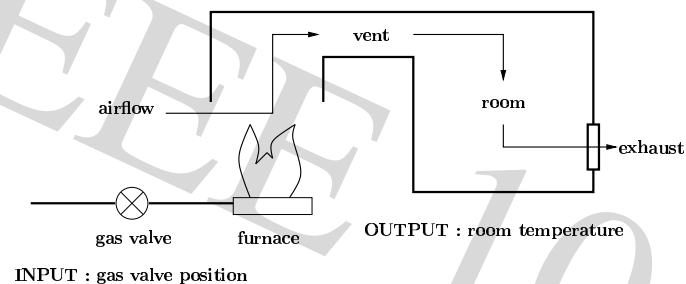


## Today's EEE 101 Lecture

- Open-loop vs. closed-loop.
- Advantages and disadvantages of a closed-loop system.
- Control system design overview.

## Why Feedback?

- Example. Room heating



- This is an example of an OPEN-LOOP SYSTEM.

## Why Feedback?

- How can we control the system?
  - for different actions (at the input), determine the effects (at the output) on the system.
  - we have a input to output map of the system.
  - we want the output behave a specific way.
  - invert the input to output relationship, i.e., determine for a given output what the necessary input is.
- For the room heating example, we want the output temperatures for different valve settings.  
We then set the valve to the corresponding temperature we want.

## Why Feedback?

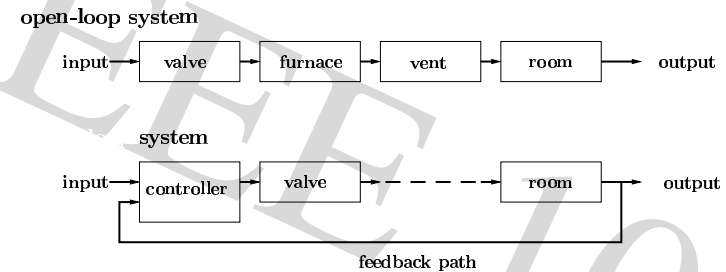
- This control solution is termed inversion.
- Problem :
  - what if the number of people in the room increases?
  - what if somebody opens a window?
- Result : temperature change.
- Even though our valve is at the "right" setting, the room temperature is not at the desired level.  
⇒ The model changed.

## Why Feedback?

- In general, inversion does not usually lead to a satisfactory solution unless
  - we have a very good representation of the plant,
  - the plant model and its inverse are stable, and
  - disturbances and initial conditions are negligible.
- We need to find an alternative solution to inversion.
- Solution: monitor the room temperature.
  - Change the gas valve position such that
    - LOW TEMP  $\Rightarrow$  more gas.
    - HIGH TEMP  $\Rightarrow$  less gas.

## Open-loop vs. Closed-loop

### ● Comparison.



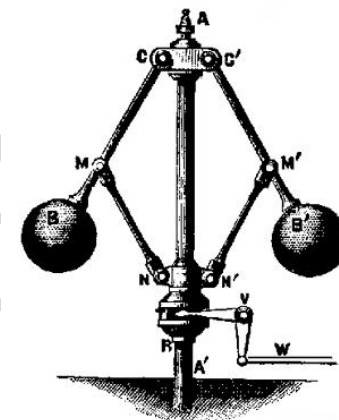
- We will see later that a properly designed closed-loop system works similar to inversion but without the problems.

## Open-loop vs. Closed-loop

- Advantages of a closed-loop system.
  - output is less sensitive to DISTURBANCES (e.g. more people in room, window opens).
  - output is less sensitive to PARAMETER CHANGES (e.g. aging furnace, improved insulation).
  - output is more accurate with respect to the desired value.
- Disadvantages of a closed-loop system.
  - controller and sensor cost money.
  - system may become unstable if improperly designed (e.g. steam governor, Mars rover).


## Open-loop vs. Closed-loop

- Steam governor.
  - Becomes unstable if the balls are too heavy.
  - smooth.

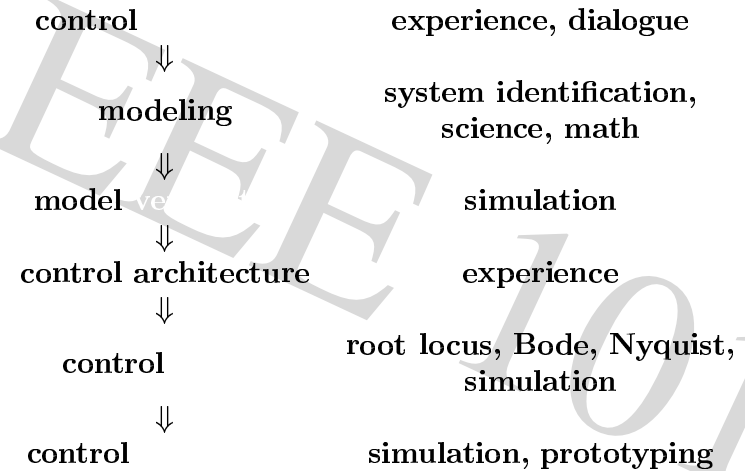


## Open-loop vs. Closed-loop

- Mars rover - too much leads to "instability."



## Control System Design Flowchart



## Control System : Objectives

- What do you want the control to achieve?
  - enhance quality.
  - energy reduction.
  - increase yield.
- What variables need to be controlled to achieve the objectives?
- What level of performance is necessary?
  - accuracy (error < 5%).
  - speed (system needs to settle in 1 minute).

## Control System : Modeling

- Gaining understanding of how the process operates.  
The model is usually expressed in mathematical form.
- Finding the right model is key to proper design.
  - the model must be simple enough so as not to complicate the controller design.
  - the model must also be accurate enough to provide a good understanding how the process works.
- Example. Diode model.  
You need to determine the appropriate model for the circuit you are designing.

## Control System Design

---

- It is often necessary to go back one or more steps and repeat the process.
- What controller?
  - classical, fuzzy, neural.
  - does it take into account modeling errors?
  - how does it react to disturbances and noise?
  - cost and complexity.

## Summary

---

- What is a closed-loop system?  
How is it different from an open-loop system?
- Advantages and disadvantages of a closed-loop system.
- Control system design.
- Homework. Text P{ 1.1, 1.2, 1.6, 1.8 }, DP{ 1.1, 1.2 }